



**I.**  
**Body parts**

SB022



Gearbox tunnel cover E-Type  
BD28579

SB023



Top Cover Panel E-type  
BD32765

SB024



Gear box tunnel cover E-Type 4,2  
BD24129

SB025



Top cover gearbox tunnel E-Type

SB027



Seat shell E-Type DHC  
BD20820

*YOU CAN ALSO ASK US FOR THE  
SEAT FOAMS*

SB028



Seat shell E-Type FHC  
BD24175


*YOU CAN ALSO ASK US FOR THE  
SEAT FOAMS*

[www.sk-jagspares.de](http://www.sk-jagspares.de)

*E- Type spares*



SB049



Centre console box E-Type  
*BD24989*


SB050



Wood kit seat 3,8 E-Type (pair)

*YOU CAN ALSO ASK US FOR THE SEAT FOAMS*

SB056



Front wood bow E-Type OTS  
*BD19464/1*

SB077



Door window mechanism E-Type SI  
*BD20523/2*

SB078



Hood Frame E-Type SI  
*BD19464*

SB079



Hood Frame Pan/Canopy  
*BD19464C*

SB080



Seat lower base E-Type SI



SB081



Seat recliner E-type SI

## **II. Chassis Parts**

SC004A



Front axle shaft for E-Type  
C19423

SC004B



Front axle shaft for E-Type vented disc


SC006



Distance ring

## **III. Engine Parts**

SM001B



Front engine mounting E-Type RH  
C15850

SM001B



Front engine mounting E-Type LH  
C15849



SM002



Engine mounting rear LH/ RH  
C14922/3

SM009A



Jockey pulley alloy, single  
C18733

SM009B



Jockey pulley alloy, double  
C19521

SM010



Crankshaft locking plate  
C4810

SM011D



Oil filter conversion E-Type

SM013A




Lower alloy pulley E-Type 3,8

SM013B



Lower alloy pulley E-Type 4,2

SM014A



Throttle linkage E-Type 4,2 LHD

[www.sk-jagspares.de](http://www.sk-jagspares.de)

*E- Type spares*



SM014B



Throttle linkage E-Type 4,2 RHD

SM015



Throttle pedal E-Type  
C18467

SM016




Hydraulic clutch mechanism

SM017




Adjustable torsion bar brackett

SM020



Throttle linkage E-Type 3,8 LHD

SM021



Throttle linkage E-Type 3,8 RHD

SM022



Link assembly  
C18478


SM023



Gearknob

[www.sk-jagspares.de](http://www.sk-jagspares.de)

*E- Type spares*



SM032



Clutch Housing Support Bracket RH  
XK/ E-Type C19207

SM033



Clutch Housing Support Bracket LH  
XK/ E-Type C19206